

· BAC-130 ·

# NEBULIZADOR a FRIO

Desinfecta un local de 100 m2 en 1 minuto.



Sterilization



Sterilize



Insecticidal



Humidification

# CAMPOS DE APLICACIÓN

Pulverización e infección en criadero, gallinero.

Industrie alimentaire ,plantacion, sanitario  
transports public ,etc.

Gallinero




Hotel



Station



Hospital



Escuela

# 5 FEATURES QUALITY GUARANTEE



Save Time



Save Labour



Save Chemical



**01**

Strong power,  
Small labor intensity,  
high efficiency,  
spraying one thousand  
square meters  
only 10 minutes.

**02**

Centrifugal rotating sprayer,  
no blocking, droplet size is  
adjustable.







03

Unique hose nozzle design, Angle can swing at will, instant switch, efficient, convenient;

04


Equipped with a medicine liquid check device, which effectively prevents the backflow of medicine liquid in the shutdown



05

Meet all kinds of sanitary infection demands

# • MODEL: BAC-130 •



Alimentación : AC220V/110V/50HZ	Tamaño gota 10-150µm
Volumen Pulv : 470ml/min (ajustable)	Alcance efectivo 6-8m
	Peso neto: 2.6 kg
Capacidad del tanque: 5L	Peso bruto: 3.7 kg
Medición : 570*250*335mm	



# • OPERATION INSTRUCTIONS •

1. Fill the tank with mixed solution then fasten the tank cap.

Kindly note:

A. DO NOT submerge the check valve into the tank/solution. (refer to Pic. 1)

B. DO NOT overfill, max volume for the tank is 5L, or it may damage the motor.(refer to Pic.2)



2. Plug in and connect the power

Kindly noted:


All the machines are equipped with leakage protector, and you need to press the trial button and check if it can automatically power off before using; if it can power off, press the reset button then the machine is all good and you can start to use it.

If not, you need to change the a new cable.

Please do not disassemble the cable privately.



3.Press the switch and turn on the machine.



4.You can adjust the particle size by rotating the adjusting knob on the spray-head.



5.After use, please clean up the residual solution and wash the tank with clean water, then pour out. Refill the tank with some water and turn on the machine to spray with large flow rate for about 30seconds to avoid nozzle blocking or any corrosion.

Please cut off the power immediately after cleaning and put the machine in safe place and avoid any exposure to wet, sun collision and easy to be reached by children.